


## MX-DAC 32 bit 192KHz upsampling Digital to Analogue Converter with DSD USB



The ultimate in digital listening.

The MX-DAC is a very high performance, fully balanced, Digital to Analogue Converter in a beautifully designed and executed casework.

The unit features two optical and two coax S/PDIF inputs as well as an asynchronous PCM/DSD USB input. These are separate and an input select button allows choice between up to five different sources. Selectable filtering is provided to allow for different filter roll-offs, gradual and sharp to suit individual tastes.

## Safety instructions



*Warning of a hazard for the user, the unit or possible misuse.*



*Important notice.*



*AC outlet voltages vary from country to country. Before connecting to the mains, make sure that the voltage in your area meets the voltage requirements printed on the power supply.*

*The power supply is used to connect/disconnect the unit from the mains. Make sure that the power supply is easily accessible at all times. Never handle the device, the power supply while your hands are wet or damp. Avoid letting liquids enter the device or the power supply. Never place any item containing liquid, such as a flower vase on or near the device. Never spill any liquid on the device or the power supply. Never place any naked flame sources, such as lighted candles on or near the device. The product shall not be used in damp or wet locations, next to a bathtub, sink, swimming pool or any other similar conditions.*



*Make all connections except the connection to the USB whilst the unit is disconnected from the mains.*

*Never connect or disconnect power supply to or from the unit whilst the power supply is connected to the mains. Never use any other power supply than the one supplied with the unit.*

*Take care to connect the left and right channels correctly. The right channel is usually marked red, the left channel white.*


# MUSICAL FIDELITY

## MX-DAC 32 bit 192KHz upsampling Digital to Analogue Converter with DSD USB

### FRONT VIEW

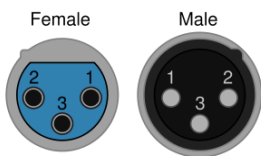


### REAR VIEW



### XLR SOCKET PINOUTS

XLR Balanced input and output lead connections:



(for reference only, no XLR signal leads supplied)

EIA Standard RS-297-A

Pin:	Functions: (line output)
1	Ground (cable shielding)
2	Normal polarity ("hot" or "+")
3	Inverted polarity ("cold" or "-")

## MX-DAC 32 bit 192KHz upsampling Digital to Analogue Converter with DSD USB

### Balanced XLR and unbalanced RCA outputs

A preamplifier can be connected to the output sockets.

### Digital inputs

Sources with a digital output such as CD player, TV satellite/cable receiver or a game console can be connected to the coaxial or optical digital inputs.

### Connecting to a Computer

Connect the USB-input of the MX DAC to a free USB-socket on your computer and make sure the MX DAC is powered on.

Windows® operating systems require a USB Class 2 driver to be installed. This is included on the supplied CD. This driver supports Windows XP, Vista, 7 and 8.

Mac OS® operating systems do not need an additional driver or setup.

Linux operating systems include an USB Audio Class 2 driver from Linux Kernel 2.6.35 and higher.



*Please note: For best and most reliable results, connection should be made directly to a spare USB socket on host computer. Connecting to USB "hubs" or "switches" can cause problems.*

### After installing the driver, some settings have to be checked:

For example - Windows 7® operating system:

Control Panel  Hardware and Sound  Sound  Playback:  
- select **Speaker/MX DAC USB 2.0 Audio**

Properties  Supported formats:  
- make sure nothing is assigned

Level  Sound:  
- setting must be **100** for best results.

Enhancements: **disable all enhancements**  Advanced  Default Format:  
- set to **32/192**


For DSD playback kindly refer to the audio player software documents.

## MX-DAC 32 bit 192KHz upsampling Digital to Analogue Converter with DSD USB

### Mains power connection

Connect the low voltage plug from the power supply to the **Power** socket before connecting the power supply to the mains.

### Front panel controls



### To switch on from standby or to standby

The switch button on the left side of the front panel turns the unit on or back into standby. The blue LED above the stand-by switch button shows that the unit is switched on and the green LED above switch button shows that the unit has locked PLL to digital input sample rate.

### Input selector

After the unit is powered on, pressing the INPUT button will cycle through all five inputs.

### Filter selector

Press the FILTER button to select desired filter choice.

S/PDIF or USB PCM:      Filter 1: Digital Sharp roll-off filter  
    Filter 2: Digital Slow roll-off filter

USB DSD:                      Filter 1: Analogue FIR-3 filter  
    Filter 2: Analogue FIR-1 filter

### Warranty

*The manufacturer accepts no responsibility for damage caused by not adhering to these instructions for use. Modification or changes to any part of the product by unauthorized persons release the manufacturer from any liability over and above the lawful rights of the customer.*



Should a problem be encountered which cannot be identified or resolved, please contact point of purchase/dealer for further advice. Only if the problem cannot be resolved there, the unit should be sent to the responsible distributor in your country. Warranty is valid in *country of purchase and for original purchaser only* and is not internationally nor personally transferable.

# MUSICAL FIDELITY

MX-DAC 32 bit 192kHz upsampling Digital to Analogue Converter with DSD USB

## Technical specifications

Sample rate converter: SRC4392 up-sampling data to 192 kHz  
Digital to Analogue converter: PCM1795 32 bit/192 kHz Multi-bit Sigma- Delta type

### Output

Output voltage: 2 Volts RMS single ended from RCA sockets  
4 Volts RMS balanced from XLR sockets  
Frequency response: PCM (2Hz, 90kHz)@-3dB  
DSD (2Hz, 40kHz)@-3dB  
Channel separation: < -110dB  
SNR A-wtd: < -115dB  
PCM THD: < 0.002%  
PCM THD+N: < 0.003%  
DSD THD: < 0.003%  
DSD THD+N: < 0.006%  
Coaxial inputs: S/PDIF up to 24 bit and 192 kHz  
Optical inputs: S/PDIF up to 24 bit and 192 kHz  
USB input: USB Audio Class 2 requires USB 2.0 or higher  
USB data transfer: Asynchronous with DSD DOP 64/128 support

### Connections

Inputs	POWER	1.7mm pin, 4mm hole DC power jack
	OPT1	TOSLINK optical socket
	OPT2	TOSLINK optical socket
	COAX 1	RCA socket
	COAX 2	RCA socket
	USB	Type "B"
	Outputs	RCA
Balanced		XLR male sockets EIA Standard RS-297-A

### Power requirement

Outboard power supply: 5V/2A DC  
Mains voltages: 90-250VAC 50-60Hz universal worldwide supply  
Consumption: <0.25 Watts standby  
<1 Watt maximum (Blue LED lit)

### Weight

Unit only, unboxed: 1.9 kg (4 ¼lbs)  
In shipping carton: 2.4 kg (5 ¼lbs)

### Dimensions

Width: 220 mm (8<sup>2</sup>/<sub>3</sub>"")  
Height (including feet): 53 mm (2")  
Depth (front to back) inc. terminals: 215 mm (8<sup>1</sup>/<sub>2</sub>"")

### Standard accessories

Mains adaptor  
Windows Driver CD  
Manual

Musical Fidelity reserves the right to make improvements which may result in specification or feature changes without notice. E+OE.



## MX-DAC 32 bit 192KHz upsampling Digital to Analogue Converter with DSD USB



### DISPOSAL

The crossed out wheeled bin label that appears on the back panel of the product indicates that the product must not be disposed of as normal household waste. To prevent possible harm to the environment please separate the product from other waste to ensure that it can be recycled in an environmentally safe manner. Please contact local government office or retailer for available collection facilities.



### DISPOSITION

La poubelle sur roulettes barrées X, qui apparaît en logo sur le panneau arrière du produit, indique que celui-ci ne doit pas être traité comme un déchet domestique commun. Afin de protéger l'environnement, ce produit électronique devra être géré séparément et donc recyclé selon les nouvelles normes Européennes Rohs concernant les déchets d'appareils électroniques. Prière de contacter les services concernés gouvernementaux ou votre point de vente pour l'élimination et l'enlèvement de déchets électroniques équipés de composants électroniques.



### DISPOSAL

La etiqueta cruzada hacia fuera del compartimiento que aparece en el panel trasero del producto indica que el producto no se debe reciclar como basura normal de la casa. Para prevenir daños posible al ambiente separe por favor el producto de otras basura para asegurarse de que puede ser reciclada de una manera ambientalmente segura. Entre en contacto por favor a su oficina gubernamental local o a su minorista para las instalaciones disponibles de la colección.



### RIFIUTI

L'etichetta del cassonetto barrato riportato sul retro dell'apparecchio indica che il prodotto non deve essere smaltito tramite la procedura normale di smaltimento dei rifiuti domestici. Per evitare eventuali danni all'ambiente, separare questo prodotto da altri rifiuti domestici in modo che possa venire riciclato in base alle procedure di rispetto ambientale. Per maggiori dettagli sulle aree di raccolta disponibili, contattate l'ufficio govenativo locale od il rivenditore del prodotto.



### FACHGERECHTE ENTSORGUNG:

Das auf der Geräterückseite angebrachte Label deutet darauf hin, dass das Produkt nicht mit konventionellem Hauskehricht entsorgt werden darf. Um Schäden und Verschmutzungen an Umwelt und Mensch zu vermeiden, muss das Produkt fachgerecht entsorgt und von anderem Abfall getrennt werden. Wenden Sie sich bei Fragen hierzu an Ihren Fachhändler oder an eine öffentliche Informationsstelle.



### AFVAL

Het label op de achterzijde van dit apparaat, een afvalbak op wielen met een kruis doorgehaald, geeft aan dat dit apparaat niet samen met gewoon huishoudafval mag worden weggegooid. Om mogelijke schade aan onze leefomgeving te voorkomen dient dit apparaat, gescheiden van gewoon huishoudelijk afval, te worden afgevoerd zodat het op een milieuvriendelijke manier kan worden gerecycled. Neem voor beschikbare inzamelplaatsen contact op met uw gemeentelijke reinigingsdienst of met uw elektronica leverancier.



### HÄVITTÄMINEN

Yliuksattua jäteastiaa kuvaava tarra tuotteen takalevyssä kertoo, että tuotetta ei saa käsitellä normaalina talousjätteenä. Ympäristön suojelemiseksi on tuote pidettävä erillään muusta jätteestä ja se on kierrätettävä ekologisesti kestäväällä tavalla. Ota yhteyttä laitteen myyjään tai Pirkanmaan Ympäristökeskukseen lähimmän kierrätyskeskuksen löytämiseksi.




### AFSKAFNING

Logoet med en skraldespand med kryds over på bagsiden af apparatet indikerer at dette produkt ikke må kasseres som normal husholdningsaffald. For at forebygge mulig skade på miljøet, bedes De separere dette produkt fra andet affald, og sikre at det bliver genbrugt på en miljørigtig måde. Kontakt venligst de lokale myndigheder eller din forhandler for oplysning om nærmeste tilgængelige opsamlingssted for elektronikaffald.



### ΔΙΑΔΙΚΑΣΙΑ ΑΠΟΡΡΙΨΗΣ

ΤΟ ΣΗΜΑ ΜΕ ΤΟΝ ΔΙΑΓΕΓΡΑΜΜΕΝΟ ΤΡΟΧΗΛΑΤΟ ΚΑΔΟ ΑΠΟΡΡΙΜΑΤΩΝ ΣΤΗΝ ΠΙΣΩ ΟΨΗ ΤΟΥ ΜΗΧΑΝΗΜΑΤΟΣ ΔΗΛΩΝΕΙ ΟΤΙ ΤΟ ΠΡΟΪΟΝ ΑΥΤΟ ΔΕΝ ΠΡΕΠΕΙ ΝΑ ΔΙΑΧΕΙΡΙΣΘΕΙ ΣΑΝ ΣΥΝΗΘΙΣΜΕΝΟ ΟΙΚΙΑΚΟ ΑΠΟΒΛΗΤΟ. ΠΡΟΣ ΑΠΟΦΥΓΗ ΕΝΔΕΧΟΜΕΝΗΣ ΕΠΙΒΑΡΥΝΣΗΣ ΤΟΥ ΠΕΡΙΒΑΛΛΟΝΤΟΣ, ΞΕΧΩΡΙΣΤΕ ΤΟ ΠΡΟΪΟΝ ΑΠΟ ΤΑ ΑΛΛΑ ΑΠΟΡΡΙΜΑΤΑ ΩΣΤΕ ΝΑ ΕΞΑΣΦΑΛΙΣΘΕΙ Η ΑΝΑΚΥΚΛΩΣΗ ΤΟΥ ΜΕ ΤΟΝ ΠΡΕΠΟΝΤΑ ΤΡΟΠΟ. ΠΑΡΑΚΑΛΟΥΜΕ ΝΑ ΕΠΙΚΟΙΝΩΝΗΣΕΤΕ ΜΕ ΤΗΝ ΤΟΠΙΚΗ ΥΠΗΡΕΣΙΑ ΑΝΑΚΥΚΛΩΣΗΣ Η ΜΕ ΤΟ ΚΑΤΑΣΤΗΜΑ ΑΓΟΡΑΣ ΓΙΑ ΠΕΡΙΣΣΟΤΕΡΕΣ ΛΕΠΤΟΜΕΡΕΙΕΣ.



---

# MUSICAL FIDELITY

---

MX-DAC 32 bit 192KHz upsampling Digital to Analogue Converter with DSD USB